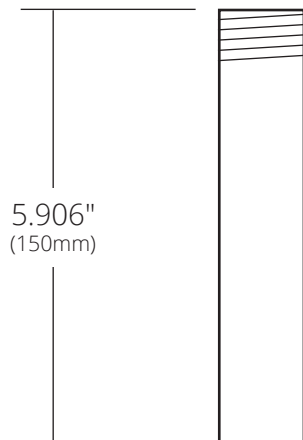
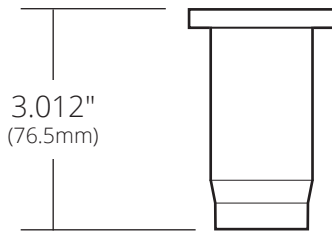
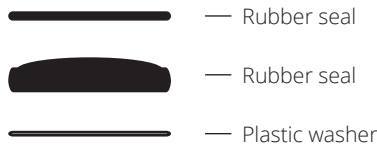
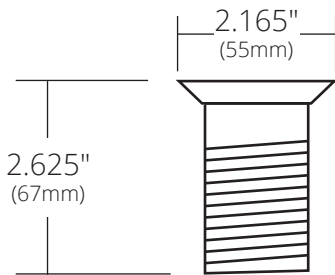
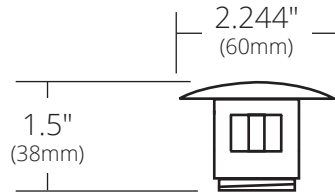


SPECIFICATIONS

**1.5" DOME DRAIN**

Lavatory



- DR120-BG Brushed Gold PVD
- DR120-BN Brushed Nickel
- DR120-CB Champagne Bronze PVD
- DR120-CH Polished Chrome
- DR120-GM Gunmetal
- DR120-MB Matte Black
- DR120-ORB Oil Rubbed Bronze
- DR120-PC Polished Copper
- DR120-PN Polished Nickel PVD
- DR120-WC Weathered Copper

**PRODUCT DETAILS**

- Fits 1.5" (38mm) drain opening
- Provides for superior water flow while elegantly covering entire drain area of basin
- Dome does not seal water in bowl; it is designed for basins without overflows
- Maximum threading for easy installation
- All exposed parts are plated
- Overall length when assembled is 9.75" (248mm)
- UPC/cUPC compliant