

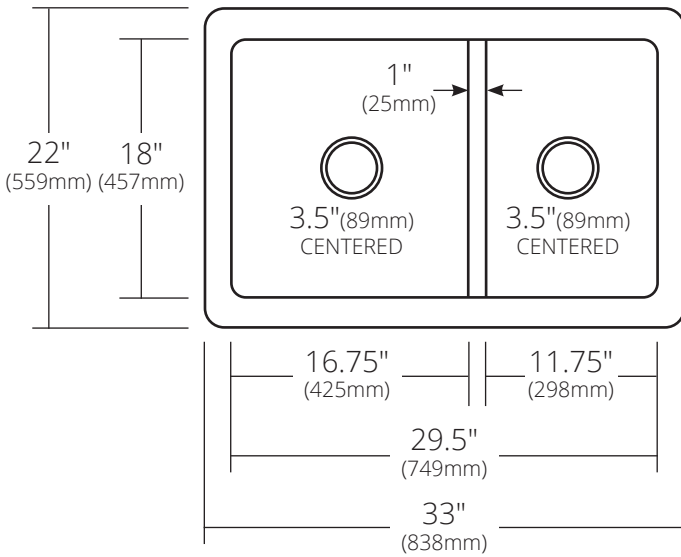
SPECIFICATIONS

FARMHOUSE DUET

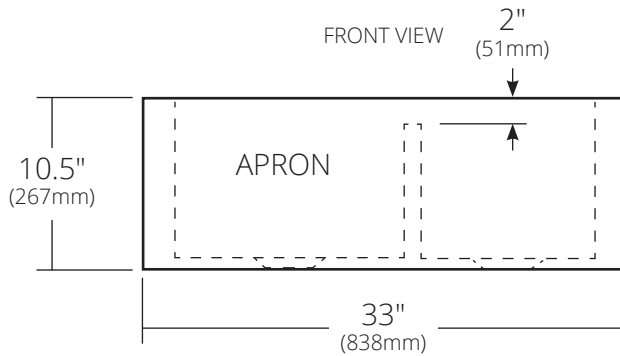
Farmhouse Series



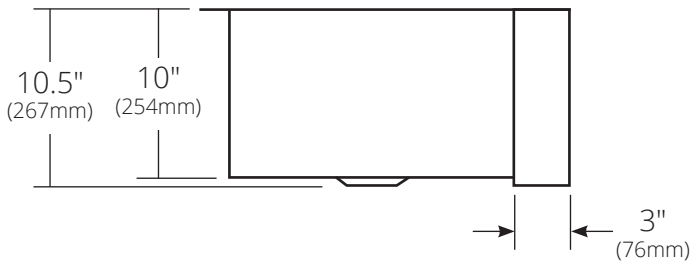
TOP VIEW



FRONT VIEW



SIDE VIEW



CPK276 Antique
CPK576 Brushed Nickel

PRODUCT DETAILS

- 33" x 22" x 10.5" OD (838mm x 559mm x 267mm)
- Lg Basin: 16.75" x 18" x 10" ID (425mm x 457mm x 254mm)
- Sm Basin: 11.75" x 18" x 10" ID (298mm x 457mm x 254mm)
- Hand hammered 16 gauge recycled copper
- Apron extends 3" (76mm) on sides
- 3.5" (89mm) drain opening

INSTALLATION

- Undermount

COORDINATING PRODUCTS

- Drains: DR320 or DR340
- Bottom Grid: GR1710 & GR1715

STANDARDS COMPLIANCE

- UPC/cUPC compliant

IMPORTANT

Due to the handcrafted nature of this product, it will vary in finish, texture, hammering, and other details. Dimensions may vary up to 1/4" (6mm). We strongly recommend waiting for the actual product before making any installation cuts.