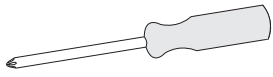
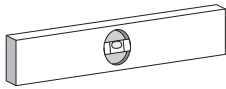


Tools Needed:

Phillips Screw Driver

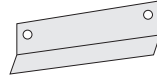


Level

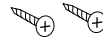


Materials Included:

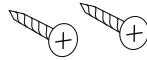
(2) Mounting Brackets



(2) Mirror Screws



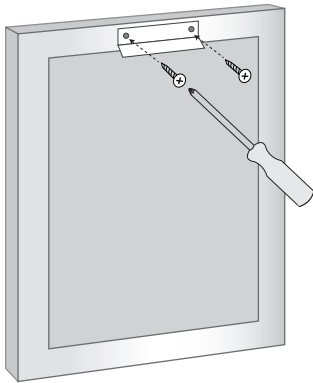
(2) Wall Screws



(2) Drywall Anchors

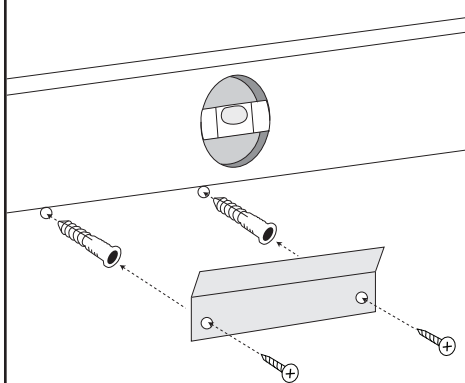


1.



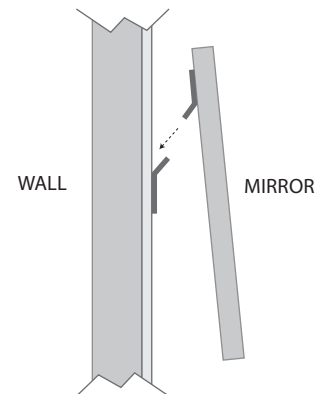
Attach mounting bracket to back of mirror frame. For best results use level and drill pilot holes.

2.



Attach mounting bracket to the wall using drywall anchors, wall screws, and level.

3.



Hang mirror on mounting bracket on wall. Double check with level.