



Luxury Living, Positive Impact

We work with artisans from around the world to handcraft inspiring products from natural and sustainable materials for the kitchen and bath.





A Journey of Discovery

"I founded Native Trails with a dream of bridging cultures, of combining artisan heritage with innovative design and sustainable materials. Bringing the beautiful work of undiscovered artisans to homes all over the world is a passion I gratefully live out every day."

Naomi Neilson,
Founder/CEO

NATIVETRAILSHOME.COM
800.786.0862





Consistently One-of-a-Kind & *Perfectly Imperfect*

Native Trails is widely known for the superior quality of its products – a monumental feat which requires balancing the one-of-a-kind nature of our handmade creations with the need for consistency. We start the process early – partnering with artisans whose skill and expertise are unparalleled, using high-quality materials that meet our thoughtful criteria. Every product goes through multiple stages of inspection during and after production to ensure that they meet our strict standards. Of course, with handcrafted products, much of the beauty lies in those same variations that make each item completely individual.

NATIVETRAILSHOME.COM

KITCHEN

Precious Metals Collection

Celebrating Native Trails' 25th anniversary with this exquisite Italian-made collection featuring 24k Gold, Silver, and Platinum.

An ancient Italian ceramics center takes a modern turn.

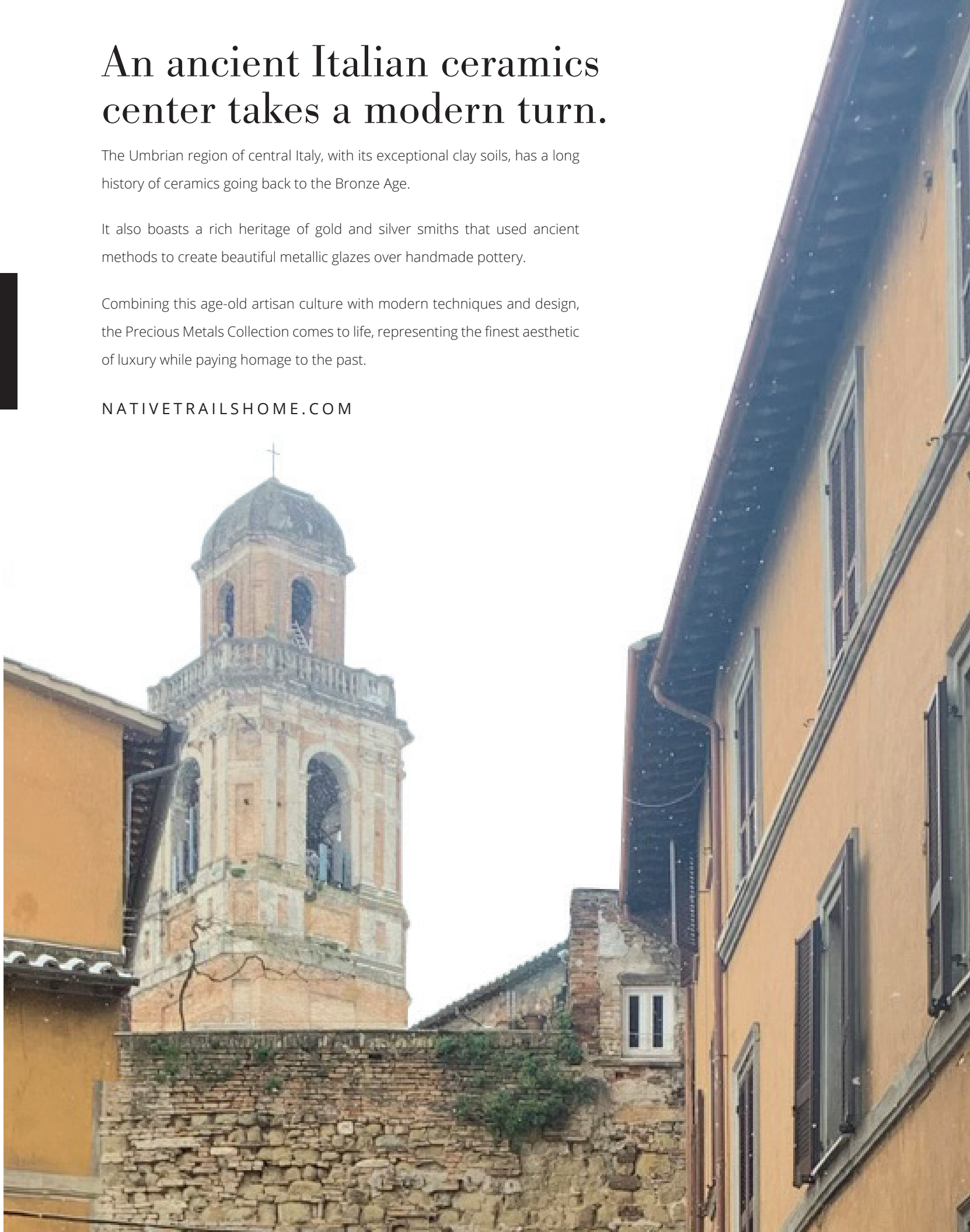
The Umbrian region of central Italy, with its exceptional clay soils, has a long history of ceramics going back to the Bronze Age.

It also boasts a rich heritage of gold and silver smiths that used ancient methods to create beautiful metallic glazes over handmade pottery.

Combining this age-old artisan culture with modern techniques and design, the Precious Metals Collection comes to life, representing the finest aesthetic of luxury while paying homage to the past.

NATIVETRAILSHOME.COM

Precious Metals





Rendezvous

OD - 33"x19.5"x10" | ID - 31"x17.5"x9.25"

Fireclay | UPC/cUPC compliant

Undermount | 3.5" Drain

PMK3320-G 24k Matte Gold Finish (*shown above*)

PMK3320-P Platinum Finish (*shown far right*)

PMK3320-S Silver Finish (*shown right*)

Drains: Use DR320 or DR340

Bottom Grid: Use GR2715

(see *Kitchen Accessories tab*)



Precious Metals Collection

Luxury sinks crafted by Italian artisans, hand-glazed with genuine 24k Gold, Platinum, and Silver.



Dreamer

OD - 30"x17.75"x10" | ID - 28"x15.75"x9.25"

Fireclay | UPC/cUPC compliant

Undermount | 3.5" Drain

PMK3018-G 24k Matte Gold Finish (*shown left*)

PMK3018-P Platinum Finish (*shown above*)

PMK3018-S Silver Finish

Drains: Use DR320 or DR340

Bottom Grid: Use GR2614

(*see Kitchen Accessories tab*)



Reveler

OD - 15.75"x15.75"x7.5" | ID - 13.25"x13.25"x6.75"
 Fireclay | UPC/cUPC compliant
 Undermount | 3.5" Drain

PMB1515-G 24k Matte Gold Finish
(shown right)
 PMB1515-P Platinum Finish
(shown far right)
 PMB1515-S Silver Finish
(shown above)

Drains: Use DR320 or DR340
 Bottom Grid: Use GR934
(see Kitchen Accessories tab)



KITCHEN

NativeStone

A masterful blend of contemporary artistry and innovation characterizes the groundbreaking NativeStone® Collection; exceptional in its lighter weight, one-of-a-kind coloration, and extraordinary stain resistance.

Concrete Done Better

Handmade by artisans using a sustainable blend of natural materials, these eco-friendly concrete sinks are exceptional in their lighter weight, one-of-a-kind coloration, and extraordinary stain resistance.

NATIVETRAILSHOME.COM





Farmhouse Quartet

OD - 33"x20.5"x10.25" | ID - 30.75"x18.25"x9.5"
 NativeStone® | Sealed with NativeStone Shield™
 Undermount | UPC/cUPC compliant | 3.5" Drain

NSKQ3320-A Ash Finish (*shown*)
 NSKQ3320-C Charcoal Finish
 NSKQ3320-E Earth Finish
 NSKQ3320-P Pearl Finish
 NSKQ3320-S Slate Finish

Drains: Use DR320 or DR340
 Bottom Grid: Use GR2715
 (*see Kitchen Accessories tab*)



One Sink, Four Ways

Farmhouse Quartet may be installed four different ways;
 apron front or standard undermount, curved front or straight.



Farmhouse 3018

OD - 30"x18"x10.25" | ID - 27.75"x15.75"x9.5"
NativeStone® | Sealed with NativeStone Shield™
Undermount | UPC/cUPC compliant | 3.5" Drain

NSK3018-A Ash Finish (*shown left*)

NSK3018-C Charcoal Finish (*shown above*)

NSK3018-E Earth Finish

NSK3018-P Pearl Finish

NSK3018-S Slate Finish

Drains: Use DR320 or DR340

Bottom Grid: Use GR2614

(*see Kitchen Accessories tab*)



Farmhouse Double Bowl

OD - 33"x21"x10.25"

Lg. Basin ID - 17.25"x18.75"x9.5" | Sm. Basin OD - 12"x18.75"x9.5"

NativeStone® | Sealed with NativeStone Shield™

Undermount | UPC/cUPC compliant | 3.5" Drain

NSKD3321-A Ash Finish (*shown right*)

NSKD3321-C Charcoal Finish

NSKD3321-E Earth Finish (*shown above*)

NSKD3321-P Pearl Finish

NSKD3321-S Slate Finish

Drains: Use DR320 or DR340

Bottom Grid: Use GR1715 & GR1710

(see *Kitchen Accessories tab*)



Double Bowl, Double Versatility

Install with small basin on the left or right,
as an apron front or standard undermount.



Farmhouse 2418

OD - 24"x18"x10.25" | ID - 21.75"x15.75"x9.5"

NativeStone® | Sealed with NativeStone Shield™

Undermount | UPC/cUPC compliant | 3.5" Drain

NSK2418-A Ash Finish (*shown left*)

NSK2418-C Charcoal Finish

NSK2418-E Earth Finish

NSK2418-P Pearl Finish (*shown above*)

NSK2418-S Slate Finish

Drains: Use DR320 or DR340

Bottom Grid: Use GR2014

(*see Kitchen Accessories tab*)



Ventana

OD - 15"x15"x8" | ID - 13"x13"x7.25"
 NativeStone® | Sealed with NativeStone Shield™
 Undermount | UPC/cUPC compliant | 3.5" Drain

NSB1515-A Ash Finish (*shown right*)
 NSB1515-C Charcoal Finish (*shown above*)
 NSB1515-E Earth Finish
 NSB1515-P Pearl Finish
 NSB1515-S Slate Finish

Drains: Use DR320 or DR340
 Bottom Grid: Use GR934
 (*see Kitchen Accessories tab*)





Olivos

OD - 16"x8" | ID - 12.5"x7.25" | 3.5" Drain

NSB1607-A Ash Finish

NSB1607-C Charcoal Finish

NSB1607-E Earth Finish

NSB1607-P Pearl Finish

NSB1607-S Slate Finish (*shown above*)

Drains: Use DR320 or DR340

Bottom Grid: Use GR951

(*see Kitchen Accessories tab*)

Malibu

OD - 14"x7" | ID - 11"x6.25" | 2" Drain

NSB1407-A Ash Finish

NSB1407-C Charcoal Finish

NSB1407-E Earth Finish

NSB1407-P Pearl Finish (*shown left*)

NSB1407-S Slate Finish

Drains: Use DR220

(*see Kitchen Accessories tab*)

NativeStone® | Sealed with NativeStone Shield™ | UPC/cUPC compliant
Drop-In or Undermount

KITCHEN

Copper & Nickel

The distinctive texture and warm glow of hand hammered copper and nickel appeals to the senses, while the simple maintenance makes Native Trails copper and nickel sinks refreshingly practical.

Nickel, Perfected

Create a sophisticated sensation with the silver sheen of a nickel-finish sink. Plated over our incomparable hammered copper, these high-end Brushed and Polished Nickel finishes deliver maximum luxury and durability, with minimal maintenance.

NATIVETRAILSHOME.COM



Rhapsody

OD - 33"x20.5"x10.25" | ID - 29.25"x16.75"x9.75"
16 Gauge Copper | UPC/cUPC compliant
Undermount | 3.5" Drain

CPK295 Antique Finish (*shown right*)
CPK595 Brushed Nickel Finish (*shown above*)

Drains: Use DR320 or DR340
Bottom Grid: Use GR2715
(see *Kitchen Accessories* tab)





Pinnacle

OD - 33"x22"x10.5" | ID - 30"x18"x10"
16 Gauge Copper | UPC/cUPC compliant
Undermount | 3.5" Drain

CPK292 Antique Finish (*shown above*)

CPK592 Brushed Nickel Finish (*shown left*)

Drains: Use DR320 or DR340

Bottom Grid: Use GR2917

(*see Kitchen Accessories tab*)



Paragon

OD - 33"x22"x10.5" (6.5" Apron) | ID - 30"x18"x10"
16 Gauge Copper | UPC/cUPC compliant
Undermount | 3.5" Drain

CPK291 Antique Finish (*shown right*)
CPK591 Brushed Nickel Finish (*shown above*)

Drains: Use DR320 or DR340
Bottom Grid: Use GR2917
(see *Kitchen Accessories* tab)





Zuma

OD - 33"x22"x10.5" | ID - 30"x18.75"x10"
16 Gauge Copper | UPC/cUPC compliant
Undermount | 3.5" Drain

CPK290 Antique Finish (*shown left*)

CPK590 Brushed Nickel Finish (*shown above*)

Drains: Use DR320 or DR340

Bottom Grid: Use GR2917

(*see Kitchen Accessories tab*)



Farmhouse Series

Farmhouse Duet

OD - 33"x22"x10.5"

Lg. Basin ID - 16.75"x18"x10" | Sm. Basin ID - 11.75"x18"x10"

CPK276 Antique Finish

CPK576 Brushed Nickel Finish

Farmhouse Duet Pro

OD - 40"x22"x10.5"

Lg. Basin ID - 24"x18"x10" | Sm. Basin ID - 11.75"x18"x10"

CPK274 Antique Finish (*shown above*)

CPK574 Brushed Nickel Finish (*shown right*)

16 Gauge Copper | UPC/cUPC compliant | Undermount | 3.5" Drain

Drains: Use DR320 or DR340

Bottom Grids: Farmhouse Duet use GR1715 & GR1710

Farmhouse Duet Pro use GR2217 & GR1710

(*see Kitchen Accessories tab*)





Farmhouse Series

Farmhouse 30

OD - 30"x18.5"x10" | ID - 27"x15.5"x9.5"

CPK294 Antique Finish
 CPK594 Brushed Nickel Finish
 CPK494 Polished Copper Finish (*shown above*)

Farmhouse 33

OD - 33"x22"x10.5" | ID - 30"x18"x10"

CPK273 Antique Finish (*shown left*)
 CPK573 Brushed Nickel Finish

16 Gauge Copper | UPC/cUPC compliant | Undermount | 3.5" Drain
 Drains: Use DR320 or DR340
 Bottom Grid: Farmhouse 30 use GR2614/GR2714
 Farmhouse 33 use GR2917
 (*see Kitchen Accessories tab*)





Farmhouse Series

Farmhouse 25

OD - 25"x19"x10" | ID - 22"x16"x9.5"
16 Gauge Copper | UPC/cUPC compliant
Undermount | 3.5" Drain

CPK270 Antique Finish (*shown right*)
CPK570 Brushed Nickel Finish (*shown above*)

Drains: Use DR320 or DR340
Bottom Grid: Use GR2014
(see *Kitchen Accessories* tab)





Cocina Series

Cocina Duet

OD - 33"x21"x10.5"

Lg. Basin ID - 16.75"x18"x10" | Sm. Basin ID - 11.75"x18"x10"

CPK275 Antique Finish

CPK575 Brushed Nickel Finish (*shown above*)

Cocina Duet Pro

OD - 40"x21"x10.5"

Lg. Basin ID - 24"x18"x10" | Sm. Basin ID - 11.75"x18"x10"

CPK277 Antique Finish (*shown above*)

CPK577 Brushed Nickel Finish

16 Gauge Copper | UPC/cUPC compliant | Undermount | 3.5" Drain

Drains: Use DR320 or DR340

Bottom Grid: Cocina Duet use GR1715 & GR1710

Cocina Duet Pro use GR2217 & GR1710

(*see Kitchen Accessories tab*)



Cocina Series

Cocina 30

OD - 30"x18.5"x10" | ID - 27"x15.5"x9.5"

CPK293 Antique Finish
 CPK593 Brushed Nickel Finish
 CPK493 Polished Copper Finish (*shown above*)

Cocina 33

OD - 33"x21"x10.5" | ID - 30"x18"x10"

CPK272 Antique Finish
 CPK572 Brushed Nickel Finish (*shown right*)

16 Gauge Copper | UPC/CUPC compliant | Undermount | 3.5" Drain
 Drains: Use DR320 or DR340
 Bottom Grid: Cocina 30 use GR2614/GR2714
 Cocina 33 use GR2917
 (*see Kitchen Accessories tab*)





Cocina Series

Cocina 21

OD - 21.5"x16"x9" | ID - 19"x13.5"x8.5"

CPK278 Antique Finish (*shown left*)

CPK578 Brushed Nickel Finish (*shown above*)

Cocina 24

OD - 24"x18"x10.5" | ID - 21"x15"x10"

CPK279 Antique Finish

CPK579 Brushed Nickel Finish

16 Gauge Copper | UPC/cUPC compliant | Undermount | 3.5" Drain

Drains: Use DR320 or DR340

Bottom Grids: Cocina 21 use GR1813, Cocina 24 use GR2014
(*see Kitchen Accessories tab*)

Mojito

OD - 16"x7.5" | ID - 13"x7"

16 Gauge Copper | UPC/cUPC compliant

Drop-In | 3.5" Drain

CPS216 Antique Finish

CPS516 Brushed Nickel Finish

CPS416 Polished Copper Finish (*shown above*)

CPS816 Polished Nickel Finish (*shown right*)

Drains: Use DR320 or DR340

Bottom Grid: Use GR951

(see *Kitchen Accessories* tab)





Manhattan

OD - 17"x15"x7" | ID - 14"x12"x6.5"

16 Gauge Copper | UPC/cUPC compliant

Drop-In | 3.5" Drain

CPS232 Antique Finish (*shown left*)

CPS532 Brushed Nickel Finish (*shown above*)

Drains: Use DR320 or DR340
(see *Kitchen Accessories* tab)



Cantina Pro

OD - 24"x15"x7.5" | Basin ID - 13"x13"x7"
 17 Gauge Copper | UPC/cUPC compliant
 Undermount | 3.5" Drain

CPS233 Antique Finish (*shown above*)
 CPS533 Brushed Nickel Finish (*shown right*)

Drains: Use DR320 or DR340
 Bottom Grid: Use GR934
 (see *Kitchen Accessories* tab)





Cantina

OD - 15"x15"x7.5" | ID - 13"x13"x7"

18 Gauge Copper | UPC/cUPC compliant

Undermount | 3.5" Drain

CPS234 Antique Finish

CPS534 Brushed Nickel Finish

CPS434 Polished Copper Finish (*shown above*)

CPS834 Polished Nickel Finish (*shown left*)

Drains: Use DR320 or DR340

Bottom Grid: Use GR934

(*see Kitchen Accessories tab*)



Fiesta

OD - 19"x7.5" (7.5" Apron) | ID - 16"x7"
16 Gauge Copper | UPC/cUPC compliant
Undermount | 3.5" Drain

CPS214 Antique Finish
CPS514 Brushed Nickel Finish (*shown above*)

Drains: Use DR320 or DR340
(*see Kitchen Accessories tab*)



Cabana

OD - 18"x16"x7.5" (7.5" Apron) | ID - 14"x12"x7"

16 Gauge Copper | UPC/cUPC compliant

Undermount | 3.5" Drain

CPS213 Antique Finish (*shown left*)

CPS513 Brushed Nickel Finish (*shown above*)

Drains: Use DR320 or DR340

(*see Kitchen Accessories tab*)



Rio Chico

OD - 30"x11"x5.5" | ID - 27"x8"x5"

Basin Depth - 3.25" - 5.25"

16 Gauge Copper | UPC/cUPC compliant

Undermount | 3.5" Drain

CPS210 Antique Finish (*shown right*)

CPS510 Brushed Nickel Finish (*shown above*)

Drains: Use DR320 or DR340
(see *Kitchen Accessories* tab)





Redondo Grande

OD - 17.75"x9.5" | ID - 15.75"x9"

CPS251 Antique Finish

CPS551 Brushed Nickel Finish

CPS451 Polished Copper Finish

CPS851 Polished Nickel Finish (*shown above*)

Redondo Chico

OD - 15"x7.5" | ID - 13"x7"

CPS260 Antique Finish (*shown left*)

CPS560 Brushed Nickel Finish

16 Gauge Copper | UPC/cUPC compliant | Drop-In or Undermount | 3.5" Drain

Drains: Use DR320 or DR340

Bottom Grid: Redondo Chico use GR951

(*see Kitchen Accessories tab*)



Diego

OD - 12.5"x7" | ID - 11"x6.5"

16 Gauge Copper | UPC/cUPC compliant

Drop-In or Undermount | 2" Drain

CPS235 Antique Finish (*shown above*)

CPS535 Brushed Nickel Finish (*shown right*)

Drains: Use DR220

(*see Kitchen Accessories tab*)





Rincon

OD - 13"x13"x6.5" | ID - 11"x11"x6"

16 Gauge Copper | UPC/cUPC compliant

Undermount | 2" Drain

CPS247 Antique Finish (*shown left*)

CPS547 Brushed Nickel Finish (*shown above*)

Drains: Use DR220

(*see Kitchen Accessories tab*)

KITCHEN ACCESSORIES

Drains, Bottom Grids, Sealers & More

Social Sustainability

At Native Trails, we firmly believe that sustainability is as much about people and communities as it is about preserving the environment.

Every Native Trails piece is designed to support equitable working relationships and to have a positive, real impact on our artisans and their families. We provide reliable revenue streams to support our artisans and perpetuate the continuance of their cultural heritage; we provide loans and micro-finance for our artisans' capital improvements so they can grow and prosper with us.

We believe our workplace and business practices must improve the lives of all employees and stakeholders. Native Trails is proud to be a Certified B Corporation, validating our dedication to doing business as a force for good.

NATIVETRAILSHOME.COM



KITCHEN ACCESSORIES

Native Trails drains and strainers are designed for a perfect fit while enhancing the luxurious look and feel of our basins. Their unparalleled quality surpasses the superior craftsmanship of their counterparts.



Finish Options

BG - Brushed Gold | **BN** - Brushed Nickel
MB - Matte Black | **ORB** - Oil Rubbed Bronze
PN - Polished Nickel | **PSC** - Polished Solid Copper
SC - Solid Copper | **WC** - Weathered Copper

2" Jr. Strainer

DR220 - BN, MB, ORB

- Features center post with double o-ring construction for a tight seal & durability



(Shown in BN)

3.5" Basket Strainer

DR320 - BG, BN, MB, ORB, PN, PSC, SC, WC

- Features center post with double o-ring construction for a tight seal & durability
- Coordinates with Disposer Trim DR340



(Shown in BG)

3.5" Basket Strainer with Disposer Trim

DR340 - BG, BN, MB, ORB, PN, PSC, SC, WC

- Features center post with double o-ring construction for a tight seal & durability
- Coordinates with Basket Strainer DR320



(Shown in SC)

**Solid Copper has a living patina which will beautifully age over time. It cannot chip or peel; its durability is unsurpassed.*

Sink Undermount Kit



A simple and secure method for undermounting any sink with or without a rim into a wood cabinet. It is highly recommended for NativeStone® and Precious Metals rimless sinks due to its easy leveling with multiple adjustment points.

UK1426 26" Undermount Kit

Adjustable from 14" to 26" in length. Best for small (less than 27" wide) bathroom vanity installations. Also used for front-to-back installations of rimmed sinks in standard cabinets.

UK2547 47" Undermount Kit

Adjustable from 25" to 47" in length. Works well in cabinets 27" to 48" wide. Best for most kitchen and bathroom cabinet installations.



NativeStone® Shield

NativeStone Shield provides the ultimate protection - an exclusive, long lasting sealer for NativeStone concrete.

SKIT42-NS 4oz
SKIT82-NS 8oz



Native Trails MetalProtect®

MetalProtect creates a long lasting barrier against tarnishing and fingerprints on polished metal finishes.

SKIT4-C 4oz
SKIT16-C 16oz



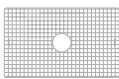
SINK BOTTOM GRIDS

Native Trails bottom grids fit neatly on the floor of the sink, offering added protection for the bottom and a cushion for fragile dishes.

Finish Options

MB - Matte Black | **SS** - Stainless Steel

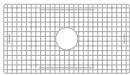
Single Basin Bottom Grids



GR2917-MB, GR2917-SS
29" x 17.5"
Pinnacle, Paragon, Zuma,
Farmhouse 33, Cocina 33



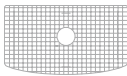
GR2014-MB, GR2014-SS
20.5" x 14.5"
Farmhouse 25, Cocina 24,
Farmhouse 2418



GR2614-MB, GR2614-SS
25.75" x 14.25"
Farmhouse 3018, Farmhouse 30,
Cocina 30, Dreamer



GR951-MB, GR951-SS
11" DIA
Redondo Chico, Mojito, Olivos



GR2715-MB, GR2715-SS
28" x 15.25"
Farmhouse Quartet, Rhapsody,
Rendezvous



GR934-MB, GR934-SS
12" x 12"
Cantina, Cantina Pro,
Ventana, Reveler

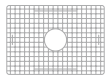
Dual Basin Bottom Grids



GR1710-MB, GR1710-SS
10.25" x 17.25"
Small Basin -
Cocina Duet & Duet Pro,
Farmhouse Duet & Duet Pro,
Farmhouse Double Bowl



GR1715-MB, GR1715-SS
15.25" x 17.25"
Large Basin -
Cocina Duet, Farmhouse Duet,
Farmhouse Double Bowl



GR2217-MB, GR2217-SS
22.75" x 17.25"
Large Basin -
Cocina Duet Pro,
Farmhouse Duet Pro



Community Trails

Native Trails was founded in 1996 under the ideal premise that business should be a force for good. Making a positive impact in our community – both globally and locally – has always been a priority. Through Community Trails, our company-wide do-good program, we support - and enable our staff to support – important causes by volunteering time or donating resources to nonprofit organizations.

We know that simply offering matching donations and two days per employee of paid volunteer time isn't enough; we make it a priority to create group volunteer days and to help each Native Trails team member connect with causes they are passionate about.

In 2017, we undertook the rigorous certification process to validate our ongoing commitment to improving the community and environment. We're proud to be a Certified B Corporation, redefining and expanding the idea of success in business.

NATIVETRAILSHOME.COM





BATH

Precious Metals Collection

Native Trails celebrates 25 years with this luxe anniversary series featuring genuine 24k Gold, Platinum, and Silver glazed fireclay sinks. Crafted by the hands of expert Italian artisans, they exemplify the finest aesthetic and unparalleled durability.

Precious Metals

A long tradition

of Umbrian ceramic making inspired generations of fireclay master craftspeople in Central Italy. The high quality fireclay sinks are fired twice at temperatures reaching over 2200°F.

Glazed by hand with genuine 24k gold, platinum, and silver, and fired yet a third time, Precious Metals Collection sinks are the epitome of luxury - and durability. Protected with custom formulated sealers, these sinks are built to last.

NATIVETRAILSHOME.COM





Bliss

OD - 16"x4.5" | ID - 15.25"x4"

Metal glazed inside and out:

PML1616-G 24k Matte Gold Finish (shown above center left)

PML1616-P Platinum Finish (shown on tab page)

PML1616-S Silver Finish (shown above right)

Matte White interior:

PML1616-GW 24k Matte Gold/White Finish (shown top)

PML1616-PW Platinum/White Finish (shown above left)

PML1616-SW Silver/White Finish (shown above center right)

Use any 1.5" Native Trails drain (see Bath Accessories tab)

Fireclay | UPC/cUPC compliant | Vessel



Amara

OD - 20"x14"x4.75" | ID - 18"x12"x4"

PML2014-G 24k Matte Gold Finish (*shown right*)

PML2014-P Platinum Finish (*shown above*)

PML2014-S Silver Finish

Use any 1.5" Native Trails drain (*see Bath Accessories tab*)
Fireclay | UPC/cUPC compliant | Drop-In or Undermount



BATH

Murano Collection

The Murano Collection perfectly combines age-old artisan tradition with design and function, as Native Trails now brings certified Murano glass into the bath as a beautiful statement piece for luxury design.

Italian glass artisans

have been working their furnaces for over 1500 years to produce exquisite pieces utilizing techniques handed down over the millennia.

The island of Murano in Venice, Italy, has been renowned worldwide as the center of glassmaking since the 13th century. It is famous for its celebrated artisan glass producers, each with their own family traditions.

The colors and patterns of the Murano Collection are created in the molding and spinning process, and each glass vessel sink is expertly hand-formed, giving each piece its own personality as an irreplaceable work of functional art.





Shoreline Series

MURANO COLLECTION

Amalfi

17.5"x12"x6.75" - MG1912-SE

Use any 1.5" Native Trails drain (*see Bath Accessories tab*)
Certified Murano Glass | UPC/cUPC compliant | Vessel



Shoreline Series

MURANO COLLECTION

Lido

14.75"x14.75"x4" - MG1515-SE

Use any 1.5" Native Trails drain (*see Bath Accessories tab*)
Certified Murano Glass | UPC/cUPC compliant | Vessel



Abyss Series

MURANO COLLECTION

Verona *(above)*
16.25"x4.5" - MG1717-AS

Lido *(right)*
14.75"x14.75"x4" - MG1515-AS

Use any 1.5" Native Trails drain (see *Bath Accessories tab*)
Certified Murano Glass | UPC/cUPC compliant | Vessel





Abyss Series

MURANO COLLECTION

Positano

16"x4.5" - MG1616-AS

Use any 1.5" Native Trails drain (*see Bath Accessories tab*)

Certified Murano Glass | UPC/cUPC compliant | Vessel



Bianco Series

MURANO COLLECTION

Amalfi *(above)*

17.5"x12"x6.75" - MG1912-BO

Sorrento *(right)*

20"x17"x5.25" - MG2017-BO

Use any 1.5" Native Trails drain (see *Bath Accessories tab*)
 Certified Murano Glass | UPC/cUPC compliant | Vessel





Bianco Series

MURANO COLLECTION

Positano *(above)*

16"x4.5" - MG1616-BO

Verona *(left)*

16.25"x4.5" - MG1717-BO

Use any 1.5" Native Trails drain (*see Bath Accessories tab*)
 Certified Murano Glass | UPC/cUPC compliant | Vessel



Abalone Series

MURANO COLLECTION

Amalfi *(above)*

17.5"x12"x6.75" - MG1912-AE

Lido *(right)*

14.75"x14.75"x4" - MG1515-AE

Use any 1.5" Native Trails drain (see *Bath Accessories tab*)
Certified Murano Glass | UPC/cUPC compliant | Vessel





Abalone Series

MURANO COLLECTION

Positano *(above)*
16"x4.5" - MG1616-AE

Sorrento *(left)*
20"x17"x5.25" - MG2017-AE

Use any 1.5" Native Trails drain (see *Bath Accessories tab*)
Certified Murano Glass | UPC/cUPC compliant | Vessel



Beachcomber Series

MURANO COLLECTION

Sorrento *(above)*
20"x17"x5.25" - MG2017-BR

Verona *(right)*
16.25"x4.5" - MG1717-BR

Use any 1.5" Native Trails drain (see *Bath Accessories tab*)
Certified Murano Glass | UPC/cUPC compliant | Vessel





Beachcomber Series

MURANO COLLECTION

Lido

14.75"x14.75"x4" - MG1515-BR

Use any 1.5" Native Trails drain (*see Bath Accessories tab*)

Certified Murano Glass | UPC/cUPC compliant | Vessel

BATH

NativeStone

The groundbreaking NativeStone® Collection is a mesmerizing combination of contemporary artistry and innovation; exceptional in its lighter weight, one-of-a-kind coloration, and extraordinary stain resistance.

NativeStone Artisans

Artisans sustainably handcraft each NativeStone sink from a breakthrough blend of natural materials, including cement and jute fiber. The sinks are formed, cured, and hand polished, then sealed with an exclusive nano sealer that creates a highly stain resistant surface.

NATIVETRAILSHOME.COM





Mendocino

OD - 66"x34"x23" | ID - 61"x29"x21"

NST6634-A Ash Finish

NST6634-C Charcoal Finish

NST6634-E Earth Finish

NST6634-P Pearl Finish (*shown right*)

NST6634-S Slate Finish (*shown above*)

Drains: Use DR290 (*see Bath Accessories tab*)

NativeStone® | Sealed with NativeStone Shield™

Freestanding | UPC/cUPC compliant





Avalon 72

OD - 72"x36"x23" | ID - 66"x30"x21"

NST7236-A Ash Finish

NST7236-C Charcoal Finish

NST7236-E Earth Finish (*shown above*)

NST7236-P Pearl Finish

NST7236-S Slate Finish

Avalon 62

OD - 62"x36"x21" | ID - 57"x31"x19"

NST6236-A Ash Finish (*shown left*)

NST6236-C Charcoal Finish

NST6236-E Earth Finish

NST6236-P Pearl Finish

NST6236-S Slate Finish

Drains: Use DR290 (*see Bath Accessories tab*) | NativeStone®
Sealed with NativeStone Shield™ | Freestanding | UPC/CUPC compliant



Trough 3019

OD - 30"x19"x5.5" | ID - 26"x12"x4.75"

NSL3019-A Ash Finish

NSL3019-C Charcoal Finish (*shown above*)

NSL3019-E Earth Finish

NSL3019-P Pearl Finish

NSL3019-S Slate Finish (*shown right*)

Choose single faucet hole or no faucet hole

Use any 1.5" Native Trails drain (*see Bath Accessories tab*)

NativeStone® | Sealed with NativeStone Shield™

Drop-In | UPC/cUPC compliant





Trough 3619

OD - 36"x19"x5.5" | ID - 32"x12"x4.75"

NSL3619-A Ash Finish (*shown left*)
 NSL3619-C Charcoal Finish
 NSL3619-E Earth Finish (*shown above*)
 NSL3619-P Pearl Finish
 NSL3619-S Slate Finish

Choose single faucet hole or no faucet hole
 Use any 1.5" Native Trails drain (*see Bath Accessories tab*)
 NativeStone® | Sealed with NativeStone Shield™
 Drop-In | UPC/cUPC compliant



Trough 4819

OD - 48"x19"x5" | ID - 44"x12"x4.25"

NSL4819-A Ash Finish

NSL4819-C Charcoal Finish

NSL4819-E Earth Finish

NSL4819-P Pearl Finish (*shown right*)

NSL4819-S Slate Finish (*shown above*)

Choose two single faucet holes or no faucet holes

Use any 1.5" Native Trails drain (*see Bath Accessories tab*)

NativeStone® | Sealed with NativeStone Shield™

Drop-In | UPC/cUPC compliant





Tolosa

OD - 19"x16"x4.75" | ID - 17"x14"x4"

NSL1916-A Ash Finish
NSL1916-C Charcoal Finish
NSL1916-E Earth Finish (*shown above*)
NSL1916-P Pearl Finish (*shown left*)
NSL1916-S Slate Finish

Use any 1.5" Native Trails drain
(*see Bath Accessories tab*)

NativeStone® | Sealed with NativeStone Shield™
Drop-In or Undermount | UPC/cUPC compliant



Nipomo

OD - 19.5"x15"x4.5" | ID - 17.5"x13"x3.75"

NSL1915-A Ash Finish (*shown right*)

NSL1915-C Charcoal Finish (*shown above*)

NSL1915-E Earth Finish

NSL1915-P Pearl Finish (*shown far right*)

NSL1915-S Slate Finish

Use any 1.5" Native Trails drain (*see Bath Accessories tab*)

NativeStone® | Sealed with NativeStone Shield™

Apron, Undermount, or Vessel | UPC/cUPC compliant



One Sink, Three Ways

Nipomo may be installed three different ways;
apron front, undermount, vessel.



Cuyama

OD - 21"x15"x5" | ID - 16"x12"x4.25"

NSL2115-A Ash Finish (*shown above*)

NSL2115-C Charcoal Finish

NSL2115-E Earth Finish

NSL2115-P Pearl Finish (*shown left*)

NSL2115-S Slate Finish

Use any 1.5" Native Trails drain (*see Bath Accessories tab*)

NativeStone® | Sealed with NativeStone Shield™

Drop-In | UPC/cUPC compliant



Montecito

OD - 21.5"x15.5"x5.25" | ID - 18"x12"x4.5"

NSL2216-A Ash Finish (*shown right*)
 NSL2216-C Charcoal Finish
 NSL2216-E Earth Finish
 NSL2216-P Pearl Finish (*shown above*)
 NSL2216-S Slate Finish

Use any 1.5" Native Trails drain (*see Bath Accessories tab*)
 NativeStone® | Sealed with NativeStone Shield™
 Drop-In | UPC/cUPC compliant





Morro

OD - 17"x5" | ID - 14"x4.25"

NSL1705-A Ash Finish

NSL1705-C Charcoal Finish (*shown above*)

NSL1705-E Earth Finish

NSL1705-P Pearl Finish

NSL1705-S Slate Finish (*shown left*)

Use any 1.5" Native Trails drain (*see Bath Accessories tab*)

NativeStone® | Sealed with NativeStone Shield™

Vessel | UPC/cUPC compliant



Cabrillo

OD - 20.75"x14.75"x5" | ID - 18"x12"x4.25"

NSL2014-A Ash Finish (*shown above*)

NSL2014-C Charcoal Finish

NSL2014-E Earth Finish

NSL2014-P Pearl Finish

NSL2014-S Slate Finish (*shown right*)

Use any 1.5" Native Trails drain (*see Bath Accessories tab*)

NativeStone® | Sealed with NativeStone Shield™

Undermount | UPC/cUPC compliant





Palomar Vanity Top

Integral basin ID - 18"x12.5"x4.5"

Vanity Top Thickness - 1.5"

Choose 8" faucet spread or single faucet hole

Available in Ash (A) *shown above*, Charcoal (C) *shown left*, Earth (E), Pearl (P), Slate (S).

NSVNT30 30" Palomar Vanity Top 30.5"x21.75"x5.25"

NSVNT36 36" Palomar Vanity Top 36.5"x21.75"x5.25"

NSVNT48 48" Palomar Vanity Top 48.5"x21.75"x5.25"

Use any 1.5" Native Trails drain (*see Bath Accessories tab*)

NativeStone® | Sealed with NativeStone Shield™

UPC/cUPC compliant

BATH

Copper & Nickel

An ingenious marriage of metallurgy, artistry, and tradition characterizes Native Trails. Crafted entirely from recycled copper, these sturdy sinks and tubs are visually inspiring and easy to care for.

Copper Craftsmanship

Each Native Trails copper sink comes to life through a handcrafted process that has been honed by centuries of tradition, skill, and expertise.

A typical sink takes several days and many thousands of hammer strikes to complete. The end result is a one-of-a-kind functional work of art that embodies the unique style and skilled technique of the artisan who created it.

NATIVETRAILSHOME.COM





Santorini

OD - 66"x32.5"x24" | ID - 63"x29.5"x19.5"

CPS942 Antique Finish (*shown right*)

CPS945 Brushed Nickel Finish (*shown above*)

CPS944 Polished Copper Finish (*shown far right*)

Drain: Use DR290 (*see Bath Accessories tab*)

16 Gauge Copper | UPC/cUPC compliant | Freestanding





72" Aurora

OD - 72"x32"x32" | ID - 67"x27"x26.25"

CPS902 Antique Finish (*shown above*)

CPS905 Brushed Nickel Finish (*shown left*)

60" Aurora

OD - 60"x29"x30" | ID - 56"x24"x24"

CPS912 Antique Finish

Drains: Use DR280 (*see Bath Accessories tab*)

16 Gauge Copper | UPC/cUPC compliant | Freestanding



Aspen

OD - 64"x36"x24" | ID - 57"x29"x21"
CPS802 Antique Finish (*shown above*)

Drains: Use DR300 (*see Bath Accessories tab*)
16 Gauge Copper | UPC/cUPC compliant | Freestanding



Cozumel Vanity Top

Integral basin ID - 18"x12.5"x4"

Vanity Top Thickness - 1.25"

30" Vanity Top (30.5"x21.75"x4.5")

VNT3022 30" Antique Finish (*shown left*)

VNT3055 30" Brushed Nickel Finish

36" Vanity Top (36.5"x21.75"x4.5")

VNT3622 36" Antique Finish

VNT3655 36" Brushed Nickel Finish (*shown above*)

Pre-Drilled for 8" faucet spread

Use any 1.5" Native Trails drain (*see Bath Accessories tab*)

16 Gauge Copper | UPC/cUPC compliant

Maestro Collection

The heavy 15 gauge basins of the Maestro Collection endure up to 30,000 strikes of the hammer to bring out the copper's exquisite splendor and distinctive texture, while a complex heating and cooling process creates the remarkable mottling of the unique Tempered finish.



Maestro Sonata

OD - 17"x4.5" | ID - 16.75"x4.25"

CPS284 Antique Finish (*shown above*)

CPS384 Tempered Finish

CPS584 Brushed Nickel Finish (*shown right*)

Maestro Sonata Petit

OD - 14.5"x3.75" | ID - 14.25"x3.5"

CPS283 Antique Finish

CPS383 Tempered Finish

CPS583 Brushed Nickel Finish

Use any 1.5" Native Trails drain (*see Bath Accessories tab*)

15 Gauge Copper | UPC/cUPC compliant | Vessel





Maestro Round

OD - 16"x6.5" | ID - 15.75"x6.25"

CPS263 Antique Finish

CPS363 Tempered Finish

CPS563 Brushed Nickel Finish

CPS463 Polished Copper Finish (*shown above*)

CPS863 Polished Nickel Finish (*shown left*)

Maestro Petit

OD - 12.5"x5.75" | ID - 12.25"x5.5"

CPS266 Antique Finish

CPS366 Tempered Finish

CPS566 Brushed Nickel Finish

Use any 1.5" Native Trails drain (*see Bath Accessories tab*)

15 Gauge Copper | UPC/cUPC compliant | Vessel



Maestro Bajo

OD - 16.25"x4.75" | ID - 16"x4.5"

CPS271 Antique Finish (*shown above*)

CPS371 Tempered Finish

CPS571 Brushed Nickel Finish (*shown right*)

Use any 1.5" Native Trails drain (*see Bath Accessories tab*)

15 Gauge Copper | UPC/cUPC compliant | Vessel





Maestro Oval

OD - 17.25"x13.25"x6" | ID - 17"x13"x5.75"

CPS269 Antique Finish

CPS369 Tempered Finish (*shown left*)

CPS569 Brushed Nickel Finish (*shown above*)

Use any 1.5" Native Trails drain (see *Bath Accessories* tab)

15 Gauge Copper | UPC/cUPC compliant | Drop-In



Maestro Lotus

OD - 18"x15"x5" | ID - 16"x13"x4.5"

CPS286 Antique Finish (*shown right*)

CPS386 Tempered Finish (*shown above*)

CPS586 Brushed Nickel Finish

Use any 1.5" Native Trails drain (*see Bath Accessories tab*)

15 Gauge Copper | UPC/CUPC compliant | Drop-In





Trough 48

OD - 48"x14"x6" | ID - 46"x12"x5.5"

CPS208 Antique Finish

CPS508 Brushed Nickel Finish

CPS408 Polished Copper Finish (*shown above*)

CPS808 Polished Nickel Finish (*shown left*)

Use any 1.5" Native Trails drain (see *Bath Accessories* tab)

16 Gauge Copper | UPC/cUPC compliant | Drop-In or Undermount



Trough 30

OD - 30"x14"x6" | ID - 28"x12"x5.5"

CPS200 Antique Finish (*shown above*)

CPS500 Brushed Nickel Finish

CPS400 Polished Copper Finish

CPS800 Polished Nickel Finish (*shown right*)

Trough 36

OD - 36"x14"x6" | ID - 34"x12"x5.5"

CPS206 Antique Finish

CPS506 Brushed Nickel Finish

Use any 1.5" Native Trails drain (*see Bath Accessories tab*)

Trough 30 - 18 Gauge Copper | Trough 36 - 16 Gauge Copper

UPC/cUPC compliant | Drop-in or Undermount





Laguna

OD - 16"x5" | ID - 13"x4.75"

CPS255 Antique Finish (*shown above*)

CPS555 Brushed Nickel Finish (*shown left*)

Use any 1.5" Native Trails drain (*see Bath Accessories tab*)

16 Gauge Copper | UPC/cUPC compliant | Vessel



Kohani

OD - 20"x15"x4" | ID - 20"x15"x3.5"

CPS257 Antique Finish (*shown right*)

CPS557 Brushed Nickel Finish (*shown above*)

Use any 1.5" Native Trails drain (*see Bath Accessories tab*)

16 Gauge Copper | UPC/CUPC compliant | Vessel





Tatra

OD - 20"x16"x4.5" | ID - 17"x13"x4"

CPS246 Antique Finish (*shown above*)

CPS546 Brushed Nickel Finish

CPS846 Polished Nickel Finish (*shown left*)

Use any 1.5" Native Trails drain (see *Bath Accessories* tab)

16 Gauge Copper | UPC/cUPC compliant | Drop-In



Hibiscus

OD - 21"x14.5"x5" | ID - 17"x12"x4.5"

CPS243 Antique Finish (*shown right*)

CPS543 Brushed Nickel Finish (*shown above*)

Use any 1.5" Native Trails drain (*see Bath Accessories tab*)
16 Gauge Copper | UPC/cUPC compliant | Drop-In





Hana

OD - 20"x13"x5" | ID - 16"x11"x4.5"

CPS242 Antique Finish (*shown above*)

CPS542 Brushed Nickel Finish (*shown left*)

Use any 1.5" Native Trails drain (*see Bath Accessories tab*)
17 Gauge Copper | UPC/cUPC compliant | Drop-In



Cameo

OD - 17"x13.25"x7.5" | ID - 15.25"x11.5"x7"
 CPS248 Antique Finish
 CPS548 Brushed Nickel Finish (*shown above*)

Paloma

OD - 13.75"x6" | ID - 12"x5.5"
 CPS259 Antique Finish (*shown right*)
 CPS559 Brushed Nickel Finish

Use any 1.5" Native Trails drain (*see Bath Accessories tab*)
 16 Gauge Copper | UPC/cUPC compliant | Drop-In or Undermount





Avila

OD - 21"x15"x4.5" | ID - 18"x12"x4"

CPS245 Antique Finish (*shown left*)

CPS545 Brushed Nickel Finish

CPS445 Polished Copper Finish

CPS845 Polished Nickel Finish (*shown above*)

Use any 1.5" Native Trails drain (*see Bath Accessories tab*)

16 Gauge Copper | UPC/cUPC compliant | Undermount



Classic

OD - 19"x16"x5.5" | ID - 17"x14"x5"

CPS268 Antique Finish

CPS568 Brushed Nickel Finish

CPS468 Polished Copper Finish (*shown above*)

CPS868 Polished Nickel Finish

Baby Classic

OD - 15.75"x12"x5" | ID - 13.5"x10"x4.5"

CPS238 Antique Finish

CPS538 Brushed Nickel Finish (*shown right*)

CPS438 Polished Copper Finish

CPS838 Polished Nickel Finish

Use any 1.5" Native Trails drain (*see Bath Accessories tab*)

18 Gauge Copper | UPC/cUPC compliant | Undermount





Rolled Classic

OD - 18.5"x15.5"x5.5" | ID - 16.75"x13.75"x5"

CPS240 Antique Finish (*shown above*)

CPS540 Brushed Nickel Finish

Rolled Baby Classic

OD - 15.5"x12"x5" | ID - 13.5"x10"x4.5"

CPS239 Antique Finish

CPS539 Brushed Nickel Finish (*shown left*)

Use any 1.5" Native Trails drain (*see Bath Accessories tab*)

18 Gauge Copper | UPC/cUPC compliant | Drop-In



BATH ACCESSORIES

Drains, Traps, Sealers & More



Our commitment to the environment


Respect for the environment is our passion at Native Trails. We use high quality natural materials, such as NativeStone®, a unique blend of concrete and jute fiber; FSC certified oak; repurposed wood; and recycled copper as the primary materials of our hand crafted designs. When you purchase a Native Trails product, you can feel confident that you are making an ecologically responsible decision.

Native Trails' sustainably made products earn points toward green certification programs, including the USGBC's LEED certification program, a recognized standard for measuring building sustainability in the United States and around the world.

Native Trails is a Certified B Corporation, validating our ongoing commitment to improve our community and environment.

NATIVETRAILSHOME.COM

Certified



®

Corporation

BATH ACCESSORIES

Native Trails drains and strainers are designed for a perfect fit while enhancing the luxurious look and feel of our basins. Their unparalleled quality matches the superior craftsmanship of their counterparts.

Finish Options

BG - Brushed Gold | **BN** - Brushed Nickel | **CH** - Chrome
MB - Matte Black | **ORB** - Oil Rubbed Bronze | **PC** - Polished Copper
PN - Polished Nickel | **WC** - Weathered Copper

1.5" Dome Drain

DR120 - BG, BN, CH, MB, ORB, PC, PN, WC

- Dome does not seal water in bowl; it is designed for basins without overflows
- Elegantly covers entire drain area of basin
- All exposed parts are plated



(Shown in ORB)

1.5" Teardrop Drain

DR150 - BN, CH, MB, ORB, PN, WC

- 9 hole lavatory drain with maximum threading
- All exposed parts are plated
- Designed for basins without overflows



(Shown in WC)

1.5" Push To Seal Dome Drain

DR130 - BG, BN, CH, MB, ORB, PN, WC

- Easy operation – push to seal the drain and simply push again to release
- Compression seal closes the drain completely for excellent performance
- Elegantly covers entire drain area of basin



(Shown in PN)

Decorative P-Trap

DR560 - BN, MB, ORB

- An elegant, fully plated P-Trap perfect for exposed plumbing
- 15.5" assembly in heavy 17 gauge brass
- Includes Wall Flange



(Shown in MB)



Finish Options

BG - Brushed Gold | **BN** - Brushed Nickel
CH - Chrome | **MB** - Matte Black | **ORB** - Oil Rubbed Bronze
PC - Polished Copper | **PN** - Polished Nickel

Trip Lever Bath Waste & Overflow

DR280 - BN, ORB

- Use for Aurora
- Features brass waste shoe with extended tube
- Fully plated for exposed plumbing



(Shown in ORB)

Trip Lever Bath Waste & Overflow

DR300 - ORB

- Use for Aspen
- Only exposed parts are plated
- Brass tubing is enclosed inside the tub walls, once installed

Push To Seal Bath Waste & Overflow

DR290 - BG, BN, CH, MB, ORB, PC, PN

- Use for Santorini and thick-walled tubs (Avalon & Mendocino)
- Only exposed parts are plated
- Pivoting head ensures snug fit
- For use with sub-floor tub waste connection



(Shown in BN)

Sink Undermount Kit



A simple and secure method for undermounting any sink with or without a rim into a wood cabinet. It is highly recommended for NativeStone® rimless sinks due to its easy leveling with multiple adjustment points.

UK1426 26" Undermount Kit

Adjustable from 14" to 26" in length. Best for small (less than 27" wide) bathroom vanity installations. Also used for front-to-back installations of rimmed sinks in standard cabinets.

UK2547 47" Undermount Kit

Adjustable from 25" to 47" in length. Works well in cabinets 27" to 48" wide. Best for most kitchen and bathroom cabinet installations.



NativeStone® Shield

NativeStone Shield provides the ultimate protection - an exclusive, long lasting sealer for NativeStone concrete.

SKIT42-NS 4oz
 SKIT82-NS 8oz



Native Trails MetalProtect®

MetalProtect creates a long lasting barrier against tarnishing and fingerprints on polished metal finishes.

SKIT4-C 4oz
 SKIT16-C 16oz



BATH FURNITURE

When it comes to bathroom furniture, ours is built to last. Handmade by artisans who employ age-old traditions and expert craftsmanship from high-quality sustainable materials, every piece goes beyond exterior beauty and functionality, leaving a legacy of endurance and character.



Artisan Workshops

Our artisan workshops reflect the rich and natural environments that provide the inspiration to create truly unique works of functional art.

Native Trails products are primarily made in small, family owned workshops. For our artisans, the sound of hammering is music to the ears and the physical combination of natural materials is solace for the soul. These are a reflection of prosperity, and are symbolic of the continuation of their family legacies and traditions.

NATIVETRAILSHOME.COM

Solace

COLLECTION

Solid FSC certified oak pairs beautifully with cool concrete to create a transitional bath vanity and mirror collection. Complete the look with a NativeStone® Vanity Top and sink.

Midnight Oak Finish

Solace vanities include an integral NativeStone concrete shelf and spacious soft-close, full extension drawers. Vanity top and sink are sold separately.

SOLACE 48" VANITY

VNO488-A **Ash shelf**

VNO488-P **Pearl shelf** (shown right)

48"w x 21.5"d x 33"h

Shown with Solace 28" Mirror in Midnight Oak with NativeStone Vanity Top in Pearl and Positano vessel in Abalone

SOLACE 30" VANITY

VNO308-A **Ash shelf** (shown below)

VNO308-P **Pearl shelf**

30"w x 21.5"d x 33"h

Shown with Solace 22" Mirror with Shelf in Midnight Oak and 30" Palomar Vanity Top in Ash

See Mirrors section for details on Solace Mirror.





Solace COLLECTION

Sustainable, solid oak combines with NativeStone® for the perfect fusion of form and function.

Sunrise Oak Finish

Solace vanities include an integral NativeStone concrete shelf and spacious soft-close, full extension drawers. Vanity top and sink are sold separately.

SOLACE 48" VANITY

VNO481-A **Ash shelf** (shown left)

VNO481-P **Pearl shelf**

48"w x 21.5"d x 33"h

Shown with Solace 28" Mirror with Shelf in Sunrise Oak, 48" NativeStone Vanity Top and Trough 3619 in Ash

SOLACE 30" VANITY

VNO301-A **Ash shelf**

VNO301-P **Pearl shelf** (shown below)

30"w x 21.5"d x 33"h

Shown with Solace 22" Mirror in Sunrise Oak and 30" NativeStone Vanity Top in Pearl with Lido vessel in Shoreline

See Mirrors section for details on Solace Mirror.



Americana COLLECTION

History in the making. Bath furniture handcrafted by American artisans from reclaimed barn wood, built to last for generations.

The Americana Collection of bathroom furniture has a character as rich as its history. These strong heirloom pieces lend soulful presence and are complemented with hand forged iron hardware.

Chestnut Finish

Americana 30" Vanity (shown right)
VNB301 30"w x 21.5"d x 33"h

*Shown with Americana Mirror
in Chestnut and Rolled Classic
basin in Antique*

Americana 36" Vanity
VNB361 36"w x 21.5"d x 33"h

Americana 48" Vanity
VNB481 48"w x 21.5"d x 33"h

See Mirrors section for details
on Americana mirror.



Americana COLLECTION

Handcrafted in the USA from reclaimed wood and hand forged iron hardware.

Driftwood Finish

Americana 30" Vanity (shown left)
VNB309 30"w x 21.5"d x 33"h

Shown with Americana Mirror in Driftwood finish, 30" NativeStone Vanity Top in Earth and Tolosa in Pearl

Americana 36" Vanity (shown below)
VNB369 36"w x 21.5"d x 33"h

Shown with Americana Mirror in Driftwood and Hana in Brushed Nickel

Americana 48" Vanity
VNB489 48"w x 21.5"d x 33"h

See Mirrors section for details on Americana mirror.



Americana COLLECTION

The Americana Collection's beautifully textured wood, rescued from structures of the past, has stood the test of time.

Anvil Finish

Americana 30" Vanity (shown)
VNB308 30"w x 21.5"d x 33"h

Shown right with Americana Mirror in Anvil and Maestro Bajo in Brushed Nickel

Shown below with Portola Small Mirror and 30" Palomar Vanity Top in Slate

Americana 36" Vanity
VNB368 36"w x 21.5"d x 33"h

Americana 48" Vanity
VNB488 48"w x 21.5"d x 33"h

See Mirrors section for details on Americana mirror.





Americana COLLECTION

Whitewash Finish

Americana 30" Vanity

VNB300 30"w x 21.5"d x 33"h

Americana 36" Vanity (shown left)

VNB360 36"w x 21.5"d x 33"h

*Shown with Americana Mirror
in Whitewash and 36" Palomar
Vanity Top in Ash*

Americana 48" Vanity (shown below)

VNB480 48"w x 21.5"d x 33"h

*Shown with Asana Mirror and 48"
Palomar Vanity Top in Pearl*

See Mirrors section for details
on Americana and Asana mirrors.



Vintner's COLLECTION

Featuring winemaking materials salvaged from the heart of California's wine country, the Vintner's Collection reincarnates oak barrels and staves into beautifully functional furniture and mirrors with a unique history.

Chardonnay Floating Vanity

VNW191 (shown right)
35.5"w x 18.75"d x 9"h

*Shown with Chardonnay Mirror
and Trough 3619 in Pearl*

Cabernet Floating Vanity

VNW194 (shown below)
35.5"w x 18.75"d x 9"h

*Shown with Cabernet mirror
and Trough 3619 in Ash*

Floating Vanities are designed to pair with NativeStone Trough 3619, sold separately.

See Mirrors section for details on Vintner's mirror.





Vintner's COLLECTION

Chardonnay and Cabernet Vanities and Mirrors are made from salvaged, wine-stained oaking staves used to flavor wine during the fermentation process. Their finish is a result of the oak staves soaking in wine for months, infusing tannins and aroma into the wine while absorbing the color of the grapes.

Chardonnay Vanity

VNW361 (shown left)
36"w x 21.5"d x 34"h

*Shown with Chardonnay Mirror,
Hana in Antique and Carrara Marble
Vanity Top*

Cabernet Vanity

VNW364 (shown below)
36"w x 21.5"d x 34"h

*Shown with Cabernet Mirror,
Maestro Lotus in Brushed Nickel
and Carrara Marble Vanity Top*

See Mirrors section for details
on Vintner's mirror.



Vintner's COLLECTION

Reclaimed oak wine barrel is disassembled and modified before repurposing as a bath vanity or wet bar. Handmade in California, & finished with multiple custom-blended waxes, hand-rubbed into the oak.

Bordeaux Wall Mount

VNW241 (shown right)
24"w x 19"d x 17"h

*Shown with Bordeaux Mirror,
Baby Classic in Brushed Nickel and
Carrara Marble Vanity Top*

See Mirrors section for details
on Vintner's mirror.

Bordeaux Mirror





Zaca WALL MOUNT

Sleek stainless steel pairs with NativeStone® to elevate the bath as never before. Choose from 36" or 48" sizes and complete the look with a coordinating NativeStone trough sink and mirror.

Zaca 36

VNS36S (shown below)
36"w x 19"d x 3"h

*Shown with Portola Mirror in Pearl
and Trough 3619 in Pearl*

Designed to pair with NativeStone
Trough 3619, sold separately.

Zaca 48

VNS48S (shown left)
48"w x 19"d x 3"h

*Shown with Portola Mirror in Slate
and Trough 4819 in Slate*

Designed to pair with NativeStone
Trough 4819, sold separately.

See Mirrors section for details
on Portola Mirror.



Cuzco COLLECTION

Expertly artisan crafted, the Cuzco Collection celebrates the enduring beauty of steel married with the sublime dimpling of hand hammered copper and nickel, or the classic grace of Carrara marble.

Antique Finish

Cuzco 30" Vanity (shown right)

VNR302 30"w x 21.5"d x 33"h

*Shown with Solace 22" Mirror in
Midnight Oak, 30" NativeStone Pearl
Vanity Top and Avila in Antique*

Cuzco 36" Vanity

VNR362 36"w x 21.5"d x 33"h

Cuzco 48" Vanity (shown below)

VNR482 48"w x 21.5"d x 33"h

*Shown with Sedona Mirror and
Trough 30 in Antique*

See Mirrors section for details
on Solace and Sedona Mirrors.





Cuzco COLLECTION

Brushed Nickel Finish

Cuzco 30" Vanity (shown left)
VNR305 30"w x 21.5"d x 33"h

*Shown with Asana Mirror
and Cuyama in Ash*

Cuzco 36" Vanity
VNR365 36"w x 21.5"d x 33"h

Cuzco 48" Vanity (shown below)
VNR485 48"w x 21.5"d x 33"h

*Shown with Asana Mirror
and Trough 3619 in Ash*

See Mirrors section for details
on Asana Mirror.



Cuzco COLLECTION

Carrara Finish

Cuzco 30" Vanity

VNR306 30"w x 21.5"d x 33"h

Cuzco 36" Vanity

VNR366 36"w x 21.5"d x 33"h

Cuzco 48" Vanity

VNR486 48"w x 21.5"d x 33"h

*Shown right with Divinity Mirror,
Sorrento in Bianco and
Carrara Marble Vanity Top*

*Shown below with Solace Mirror and
Palomar Vanity Top in Charcoal*

See Mirrors section for details
on Divinity and Solace Mirrors.





NativeStone® Vanity Tops

(30.5", 36.5", 48.5")w x 21.75"d x 1.18"h

All NativeStone vanity tops are available in Ash, Charcoal, Earth, Pearl and Slate finishes.

Cutout Options:


Trough Cutout (shown in Ash, top)

Classic Cutout (shown in Slate, far left)

Vessel Cutout (shown in Earth, center left)

Rectangle Cutout (shown in Pearl, left)

See Price Book for cutout details and faucet hole configurations.



Carrara Vanity Top

(shown left)

(31", 37", 49")w x 22"d x .75"h

Italian Carrara Marble

Cutout Options:

Trough Cutout

Classic Cutout

Vessel Cutout (shown left)

Rectangle Cutout

See Price Book for backsplashes, cutout details and faucet hole configurations.

Cozumel Vanity Top

with integral basin

(shown in Antique, far left)

(30.5", 36.5", 48.5")w x 21.75"d x 1.25"h

Integral Basin - 18"x12.5"x4"

Vanity Top Thickness - 1.25"

See Copper Bath section for details.



Palomar Vanity Top

with integral basin

(shown in Ash, left)

(30.5", 36.5", 48.5")w x 21.75"d x 1.5"h

Integral Basin - 18"x12.5"x4"

Vanity Top Thickness - 1.5"

See NativeStone Bath section for details.



M I R R O R S

Native Trails metal and wood mirrors reflect well on their surroundings. Artisan crafted of the highest quality sustainable materials, these mirrors are an inspirational finishing touch – or focal point – of any space.



Artisan Tools

It takes specialized tools to create such beautiful products by hand. Native Trails artisans have a deep knowledge of their craft; they actually forge many of their own tools.

Various types of hammers are created for different functions. Some are used to shape the copper while others are used to polish the surface, give the final texture, and create a timeless finish.

NATIVETRAILSHOME.COM

Solace MIRRORS

Crafted from FSC certified oak, Solace Mirror is available with or without shelf for two very different aesthetic results.

Shelf sold separately.

Solace 22"

22" Dia. 3" thick

MRO221 Mirror in Sunrise Oak
MSO221 Shelf in Sunrise Oak
MRO228 Mirror in Midnight Oak
(shown right)
MSO228 Shelf in Midnight Oak
(shown right)

Solace 28"

28" Dia. 3" thick

MRO281 Mirror in Sunrise Oak
(shown below and right)
MSO281 Shelf in Sunrise Oak
(shown below)
MRO288 Mirror in Midnight Oak
MSO288 Shelf in Midnight Oak





Portola MIRRORS

Made from NativeStone®, an innovative concrete/fiber blend that is light enough to hang on the wall, Portola pairs perfectly with a NativeStone bath sink or vanity top – or as an impressive focal point of its own.

Portola Large Mirror

29.5" x 33.5"

NativeStone®

Tapered Frame

Mounts Horizontally or Vertically

NSMR3430-A Ash

NSMR3430-C Charcoal (*shown left*)

NSMR3430-E Earth

NSMR3430-P Pearl

NSMR3430-S Slate



Portola Small Mirror

22" x 26"

NativeStone®

Tapered Frame

Mounts Horizontally or Vertically

NSMR2622-A Ash (*shown left*)

NSMR2622-C Charcoal

NSMR2622-E Earth

NSMR2622-P Pearl

NSMR2622-S Slate

Divinity MIRRORS

Artisan crafted to brilliantly complement the glimmer and textural allure of our hand hammered nickel sinks, Divinity is simply divine as a bathroom mirror - or as a stunning addition to any space.

Divinity Round Mirror

25" Dia.

MR525

Beveled Glass

Hand Hammered Aluminum



Divinity Mirror

Small: 20" x 25"

MR520

Large: 27" x 32"

MR527

Beveled Glass

Hand Hammered Aluminum

Mounts Horizontally or Vertically





Americana MIRRORS

Handcrafted in the USA, Americana Mirror provides a rich reflection of history: its beautifully textured wood frame, rescued from American structures of the past, has stood the test of time. Beveled glass compliments the artisan wood joinery.

Driftwood Finish

25.5" x 29.5"

MR299

Beveled Glass

Reclaimed Wood

Mounts Horizontally or Vertically



Chestnut Finish

25.5" x 29.5"

MR291

Beveled Glass

Reclaimed Wood

Mounts Horizontally or Vertically

Americana MIRRORS

The meticulous Americana craftsmanship elevates these reclaimed wood framed mirrors to serve as striking mirrors in any setting, or perfectly paired with an Americana Vanity.

Anvil Finish

25.5" x 29.5"

MR298

Beveled Glass

Reclaimed Wood

Mounts Horizontally or Vertically



Whitewash Finish

25.5" x 29.5"

MR290

Beveled Glass

Reclaimed Wood

Mounts Horizontally or Vertically





Vintner's MIRRORS

Handcrafted from repurposed wine barrel tops, Bordeaux shows off the barrel maker's stamp over the handsome oak grain pattern.

Bordeaux Mirror

18.75" x 20.75"

MR119

Beveled Glass

Repurposed Oak Wine Barrels

Mounts Horizontally or Vertically

Vintner's MIRRORS

Chardonnay and Cabernet Mirrors are made from salvaged, wine stained oakling staves used to flavor wine during the fermentation process. Their finish is a result of the oak staves soaking in red or white wine for months, infusing tannins and aroma into the wine while absorbing the color of the grapes.

Chardonnay Mirror

29" x 33"

MR131

Beveled Glass

Reclaimed Wine-stained

"Oaking" Staves

Mounts Horizontally or Vertically



Cabernet Mirror

29" x 33"

MR134

Beveled Glass

Reclaimed Wine-stained

"Oaking" Staves

Mounts Horizontally or Vertically





Hammered Copper MIRRORS

Milano Mirror

Small: 20" x 36"

CPM294

Large: 28" x 40"

CPM295

Beveled Glass

Hand Hammered Copper

Mounts Horizontally or Vertically



Sedona Mirror

Small: 22" x 26"

CPM62

Large: 30" x 36"

CPM65

Beveled Glass

Hand Hammered Copper

Mounts Horizontally or Vertically

Cuzco Collection

MIRRORS

Havana Mirror

23" x 27"

MR508

Handcrafted Steel Frame

Beveled Glass

Mounts Horizontally or Vertically





Cuzco Collection

MIRRORS

Asana Mirror

31" Dia.
MR708
Beveled Glass
Hand Forged Wrought Iron



Cuzco Mirror

27.5" x 34"
MR608
Beveled Glass
Hand Forged Wrought Iron
1.75" frame depth
Mounts Horizontally or Vertically



P R I C I N G

& Information



We enrich people's lives and enhance their living spaces by creating inspiring kitchen and bath products that combine artisan craftsmanship with natural, sustainable materials.

We are a passionate bunch here at Native Trails. Here is our mission & values that drive us to put our hearts into our work each and every day.

Artisan Traditions

We celebrate the culture and humanity that our handcrafted goods embody.

Thoughtful Design

We focus on innovation, sustainability, and quality.

Care of the Environment

We influence the health of our planet through our actions, words, and deeds; we infuse sustainability into the products we create.

Collaboration & Integrity

We put these first in our relationships, with both business partners and employees.

Making an Impact

We improve our community, both globally and locally, through our Community Trails program and our everyday way of doing business.

Shared Prosperity

We have done our job well when we provide value to the consumer while everyone involved thrives – from the artisan who crafts the product to our dealers who sell them.

For more information about Native Trails' philanthropic initiatives visit nativetrailshome.com/communitytrails

